

Open Atrium jako przykład systemu do zarządzania projektami

Sebastian Gos

gos.sebastian@gmail.com



Drupal

Open Atrium as project management system

Sebastian Gos

gos.sebastian@gmail.com



Drupal

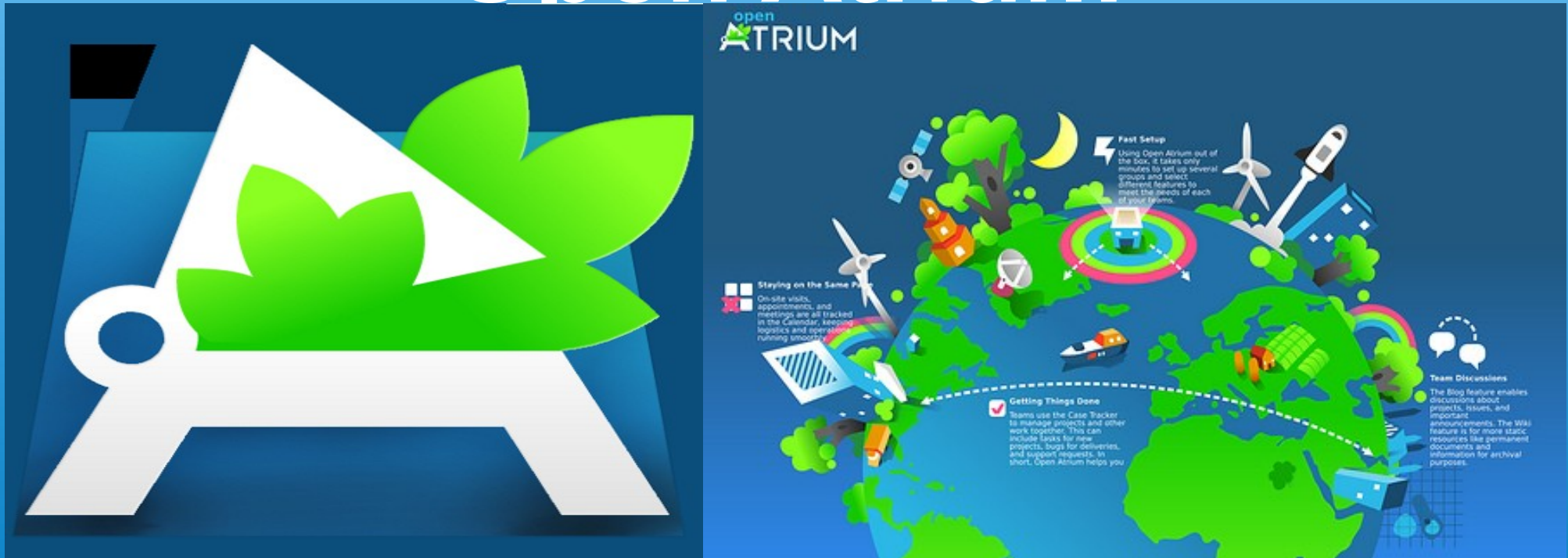
Topics list

1. What is Open Atrium?
2. Quick Installation.
3. Create your own management system.
4. What next? My own Feature
5. Open Atrium Extra Features



Drupal

Open Atrium



The image shows the Open Atrium logo on the left, which is a stylized white 'A' with green leaves. On the right is an infographic titled 'open ATRIUM' featuring a globe with various icons and text boxes describing features:

- Fast Setup**: Using Open Atrium out of the box, it takes only minutes to set up several groups and select different features to meet the needs of each of your teams.
- Staying on the Same Page**: On-site visits, appointments, and meetings are all tracked in the Calendar, keeping everyone's schedules running smoothly.
- Getting Things Done**: Teams use the Case Tracker to manage projects and other work together. This can include tasks for new projects, bugs for deliveries, and pending requests. In short, Open Atrium helps you.
- Team Discussions**: The Blog feature enables discussions about projects, issues, and important announcements. The Wiki feature is for more static resources like permanent documents and information for archival purposes.




A stack of technologies forming Open Atrium:

APACHE + PHP + MYSQL + DRUPAL + HOTSAUCE = ATRIUM



Drupal

Open Atrium Development



Drupal

Open Atrium

1.3

All releases

Each release of Atrium includes the latest translations for all supported languages.

| Version | Date | Notes | Checksum | Download |
|---------|-------------|---------------|------------------------------------|----------|
| 1.3 | 23 Mar 2012 | Release notes | * ip 3231976620 * gz 2408410319 | zip tgz |
| 1.2 | 19 Jan 2012 | Release notes | * ip 0739220081 * gz 672157136 | zip tgz |

Latest release

🕒 23 Mar 2012

Download 1.3

📦 zip 📦 tgz

System requirements



Drupal

Open Atrium

100,000+ downloads



Drupal

Open Atrium Community

- community.openatrium.com
- Over 1,600 users
- Over 4,000 comments
- Over 1,900 tickets/docs

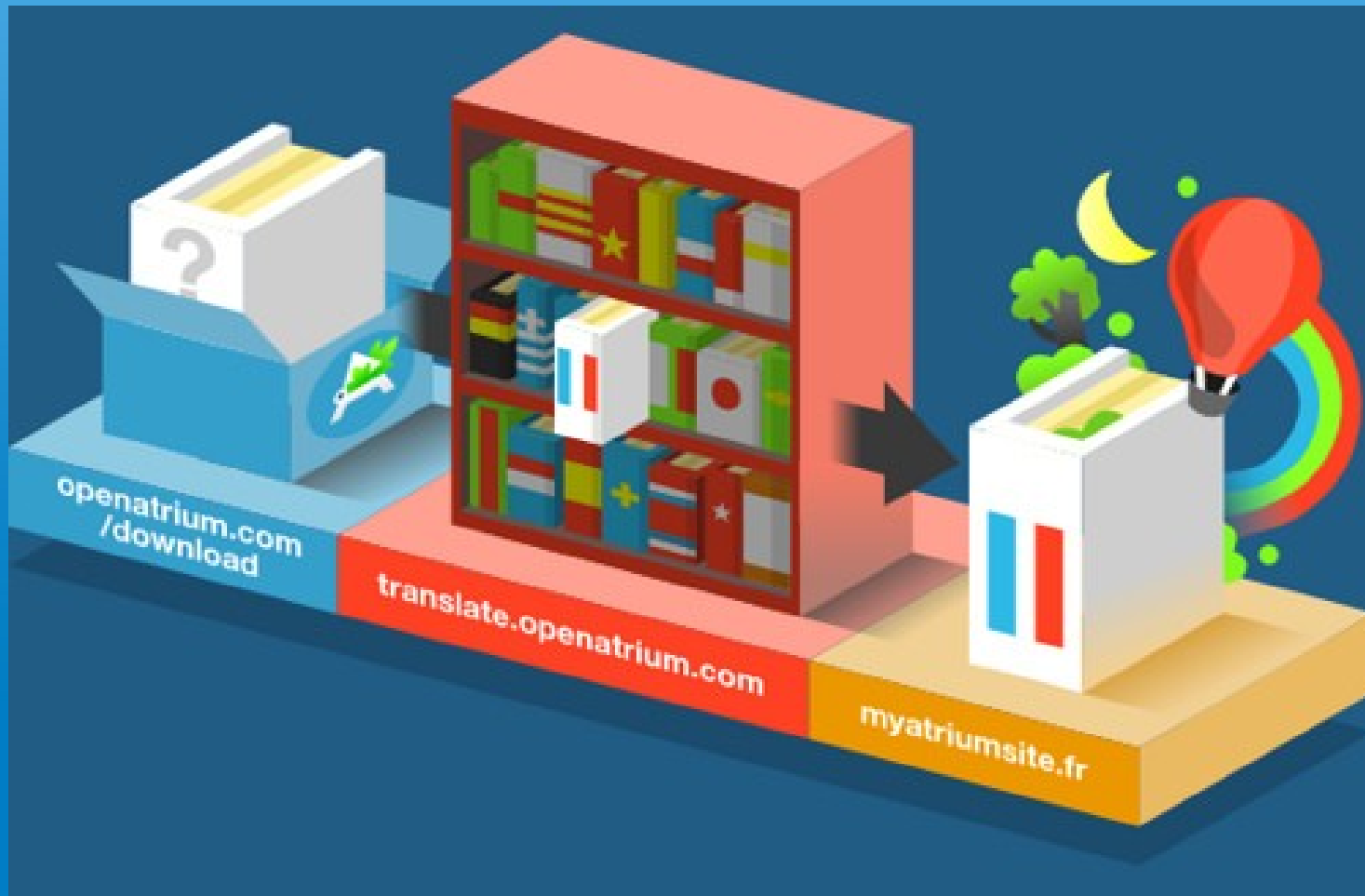
The screenshot shows the Open Atrium Community website dashboard. At the top, there is a navigation bar with a 'Log In' link and a home icon. Below this is a 'Dashboard' section with several icons representing different features. The main content area is titled 'Home' and contains a welcome message: 'community.openatrium.com is the place for users of Open Atrium to build documentation and work on issues together. We're eating our own dog food: site is powered by Open Atrium.' Below this is a 'How to contribute' section with three bullet points: 'Documentation (English)', 'Issue tracker', and 'Shop resources'. The 'Recent activity' section shows a list of recent comments and issues, with a date filter for 'Tuesday, May 4' and 'Monday, May 3'. On the right side, there is a 'Twitter' section with several tweets and a 'Recent comments' section with a list of recent comments.



Drupal

Translations

translate.openatrium.com



Drupal

Basic Features

Features



Blog

Share ideas and receive email notifications when others post.



Notebook

Collaborate on documents, compare revisions, and print when you're done.



Case Tracker

Create and manage projects within each of your groups.



Calendar

Add events and pull in feeds from other calendars.



Shoutbox

Share messages and links with just the people in your group.



Dashboard

See a snapshot of all the activity across your groups.



Drupal

Quick installation

All releases

Each release of Atrium includes the latest translations for all supported languages.

| Version | Date | Notes | Checksum | Download |
|---------|-------------|---------------|----------------------------------|----------|
| 1.3 | 23 Mar 2012 | Release notes | zip 0321876620 tgz 2468410319 | zip tgz |
| 1.2 | 18 Jan 2012 | Release notes | zip 0709326001 tgz 672157186 | zip tgz |

Latest release

23 Mar 2012

Download 1.3

zip tgz

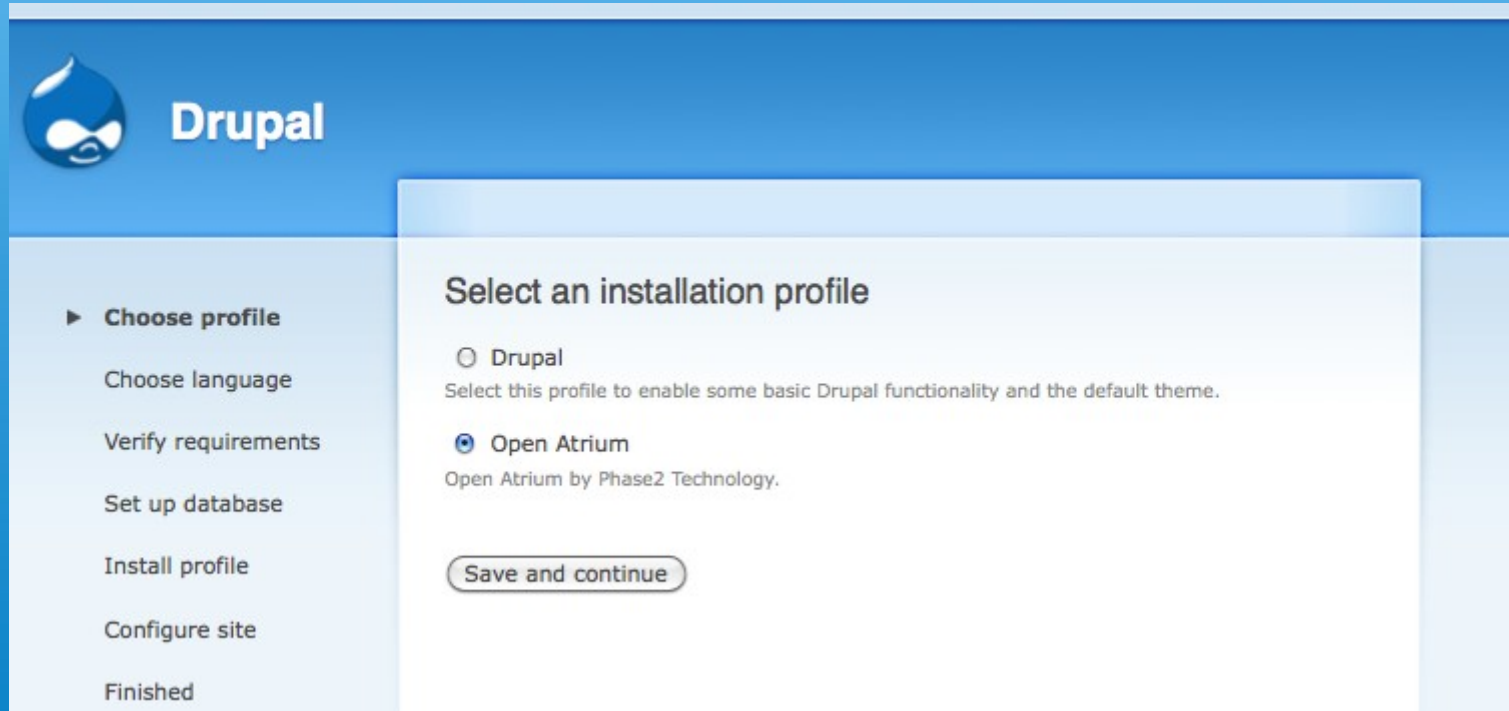
System requirements

Download



Drupal

Quick installation



The screenshot shows the Drupal installation wizard interface. At the top left is the Drupal logo and the word "Drupal". Below this is a vertical list of installation steps: "Choose profile" (highlighted with a right-pointing triangle), "Choose language", "Verify requirements", "Set up database", "Install profile", "Configure site", and "Finished". The main content area is titled "Select an installation profile" and contains two radio button options. The first option is "Drupal" with the description "Select this profile to enable some basic Drupal functionality and the default theme." The second option is "Open Atrium" with the description "Open Atrium by Phase2 Technology." The "Open Atrium" option is selected, indicated by a blue dot in the radio button. Below the options is a "Save and continue" button.

Drupal

- ▶ **Choose profile**
- Choose language
- Verify requirements
- Set up database
- Install profile
- Configure site
- Finished

Select an installation profile

Drupal
Select this profile to enable some basic Drupal functionality and the default theme.

Open Atrium
Open Atrium by Phase2 Technology.

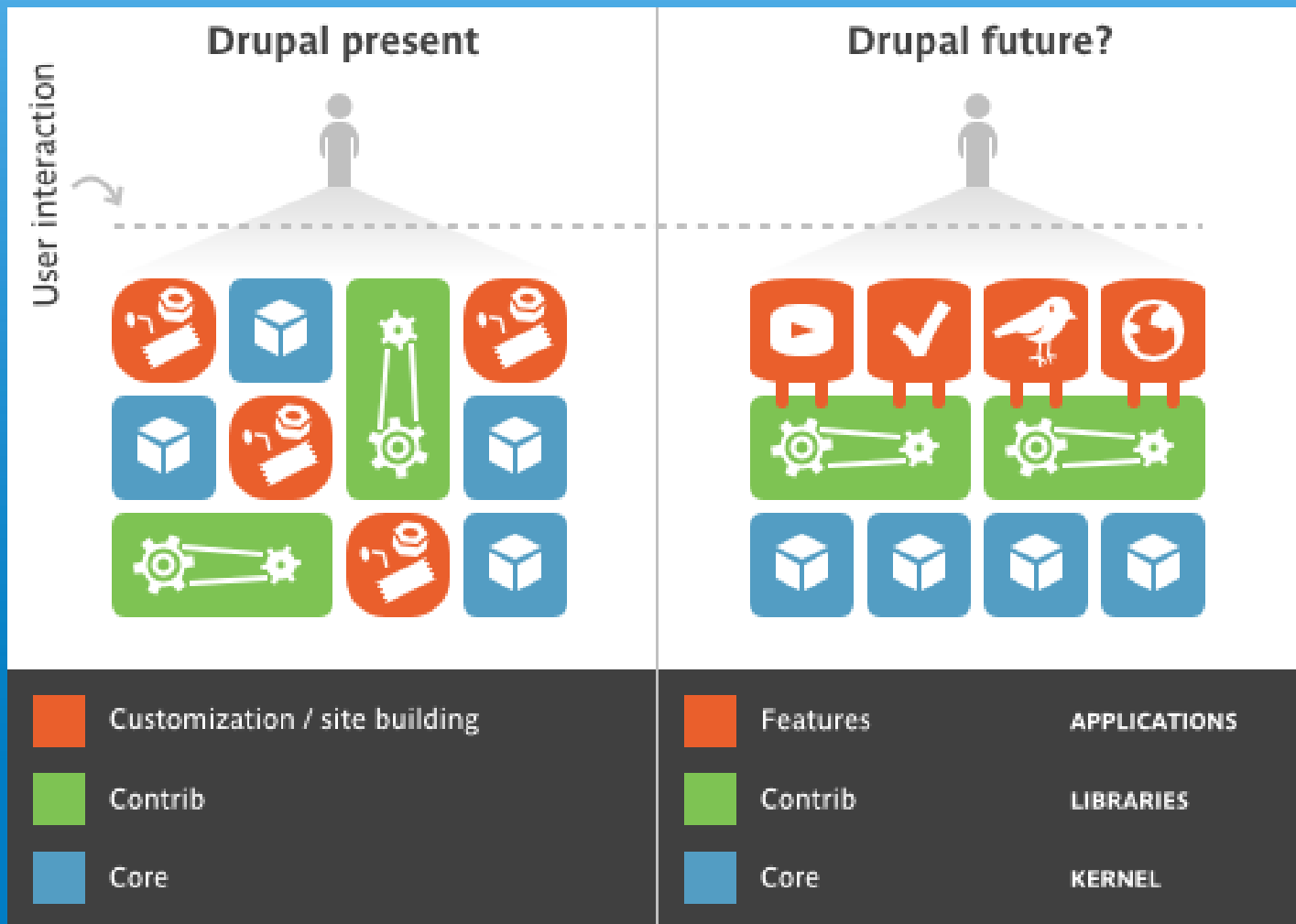
[Save and continue](#)

Install



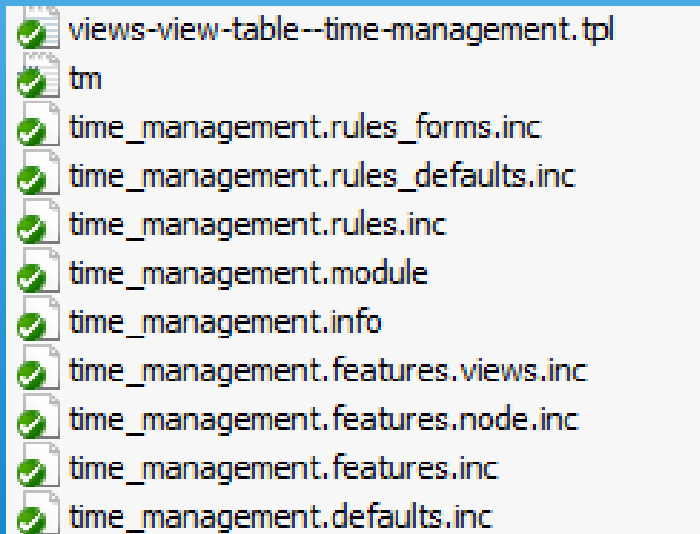
Drupal

Features



Drupal

My own feature



Features [Manage](#) [Create feature](#)

Name: *

Demonstration feature Machine name: demonstration_feature [\[Edit\]](#)
Example: Image gallery

Description: *

An example of how to export a feature
Provide a short description of what users should expect when they enable your feature.

Version:

6.x-1.0-beta1
Examples: 6.x-1.0, 6.x-1.0-beta1

URL of update XML:

Example: http://mywebsite.com/fserver

Add components:

rules_sets

Example: Empty rule set working with content

rules_sets

rules_set_1

views

demo_view

dependencies

rules some_simple_lists

Normal Auto-detected Provided by dependency

[Download feature](#)



Drupal

Feature exporting problems

- Configuration - Strongarm
 - <http://drupal.org/project/strongarm>
- Custom Blocks - Boxes
 - <http://drupal.org/project/boxes>
- Input Formats
 - http://drupal.org/project/input_formats
- Content - Nodes, Node revisions, User, Taxonomy
 - http://drupal.org/project/uuid_features



Drupal

Result

| Project | Tytuł | Autor | Data▼ | Ilość godzin |
|-----------------|---|-------------|-------------|-------------------|
| Drupal Sites | Feeds + SCDF Fetcher (poprawki) + SCDF Parser (poprawki) + SCDF Processor | gms.walczak | kw. 8, 2011 | 7 |
| Drupal Sites | Feeds + SCDF Client (poprawki) + SCDF Fetcher + SCDF Parser | gms.walczak | kw. 7, 2011 | 7 |
| SI2 | Zmiany na stronie: rozprawy, przewodnik iBCL w galerii | gms.walczak | kw. 6, 2011 | 0.5 |
| Drupal Sites | SCDF Client | gms.walczak | kw. 6, 2011 | 6 |
| SI2 | Thumbnails projektów w galerii | gms.walczak | kw. 5, 2011 | 0.5 |
| Time Management | Poprawki do feature + Rules | gms.walczak | kw. 5, 2011 | 6.5 |
| Drupal Sites | Instalacja Drupal + moduły | gms.walczak | kw. 5, 2011 | 1 |
| Total: | | | | 28.5 hours |

Data

2011 ▼ Kwi ▼

Projekt

- 1 Nowe - Drupal Sites
- 2 Nowe - SI2
- SI2
- 1 Nowe - Time Management
- 1 Nowe - Drupal Sites

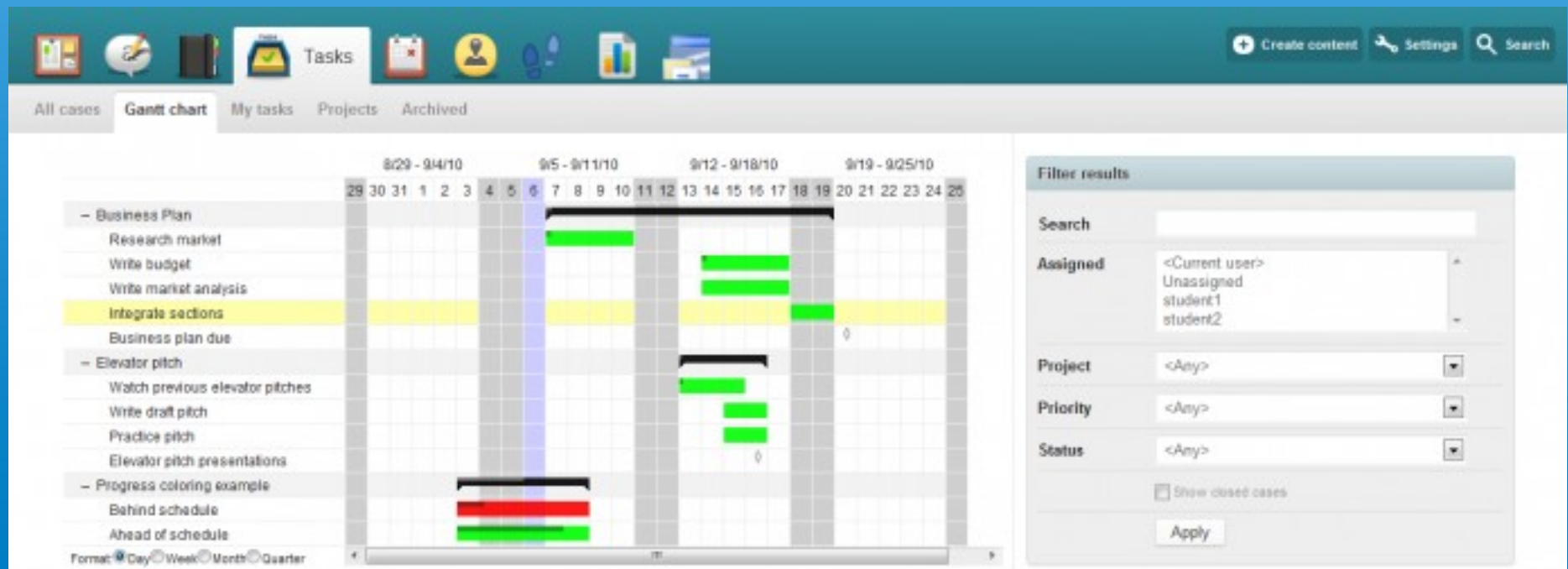
Apply



Drupal

Example of extra features

Gantt charts



Drupal

Example of extra features

Resources

Resources

[Add Resource](#)

| Status | Resource name | Available | Budget | Used | updates |
|--------|----------------------------------|-----------|-----------|--------|---------------------------------|
| 81% | example resource | 805 | 1.000,00 | 195,00 | 2 comments |
| 100% | development time | 12 | 12,00 | | Add new comment |
| 96% | Flyer | 11500 | 12.000,00 | 500,00 | 1 comment |

Recent comments

[sa abend vertellen](#) [admin](#) 12:57am Today
[Flyer](#)

[needed some examples](#) [admin](#) 12:08am Today
[example resource](#)

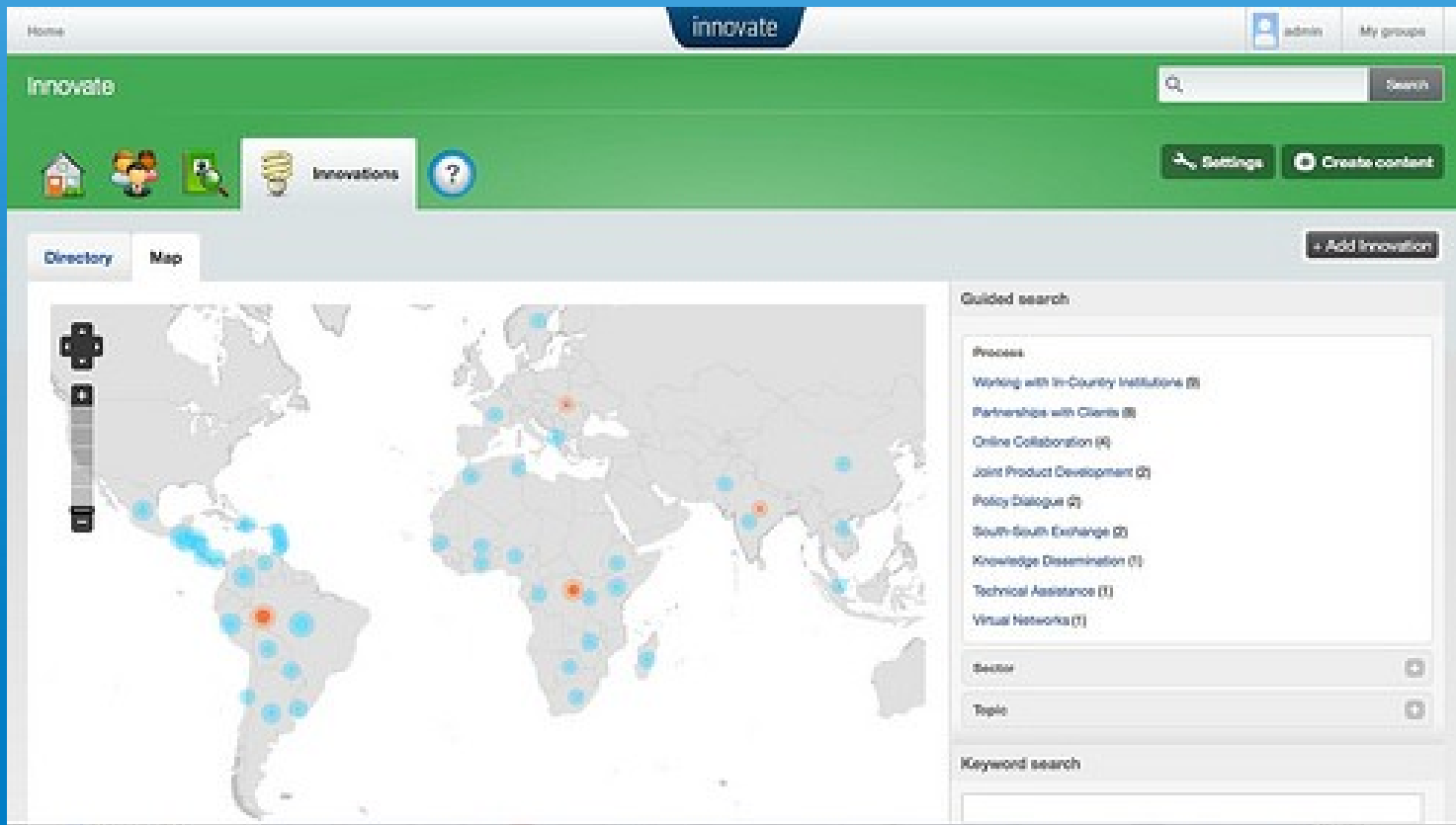
[Nunc accumsan sodales massa ut lobortis. Nulla id mollis libero. Morbi id risus ut magna scelerisque tempus nec quis ante. Praesent sed nulla libero...](#) [admin](#) 10:21pm Yesterday
[example resource](#)



Drupal

Example of extra features

Mapping Innovations



The screenshot displays the 'innovate' web application interface. At the top, there is a navigation bar with 'Home', 'innovate', and user options 'admin' and 'My groups'. Below this is a green header with the 'innovate' logo, a search bar, and navigation icons for 'Home', 'Users', 'Innovations', and 'Help'. A 'Settings' button and a 'Create content' button are also visible. The main content area is split into two tabs: 'Directory' and 'Map'. The 'Map' tab is active, showing a world map with numerous blue and orange circular markers representing innovation locations. To the right of the map is a 'Guided search' sidebar with a list of categories and counts: 'Process' (Working with In-Country Institutions (2), Partnerships with Clients (8), Online Collaboration (4), Joint Product Development (2), Policy Dialogue (2), South-South Exchange (2), Knowledge Dissemination (1), Technical Assistance (1), Virtual Networks (1)), 'Sector', and 'Topic'. Below the guided search is a 'Keyword search' input field. An '+ Add innovation' button is located in the top right corner of the map area.



Drupal

Thank you!



Please do not throw tomatoes

gos.sebastian@gmail.com



Drupal